

SMSU Computer Science Program Data

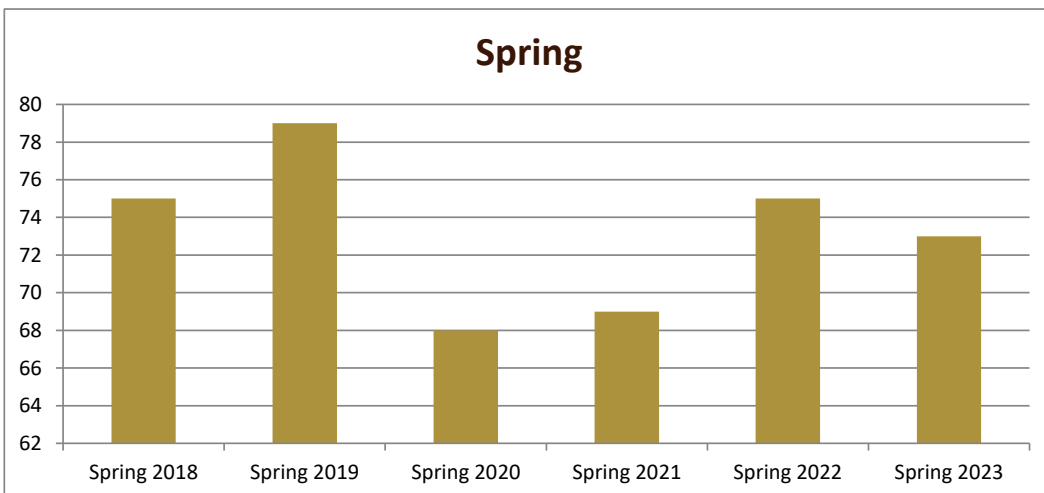
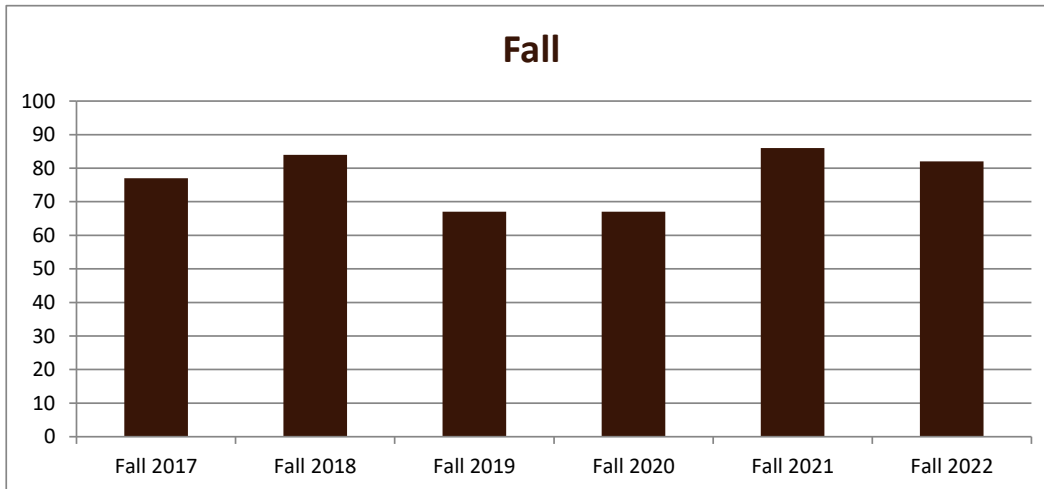
Majors Enrolled

Academic Years 2017-18 to 2022-23

Using Fall Semester data (Fall 2017 to Fall 2022) for Term specific measures



Enrollment by Term						
	2018	2019	2020	2021	2022	2023
Fall	77	84	67	67	86	82
Spring	75	79	68	69	75	73
Summer	13	14	12	6	17	7



SMSU Computer Science Program Data

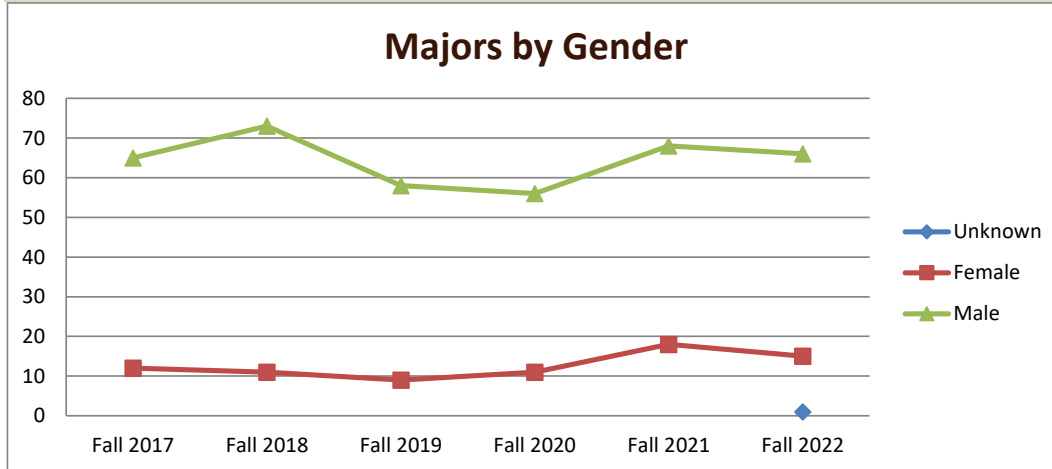
Majors Enrolled

Academic Years 2017-18 to 2022-23

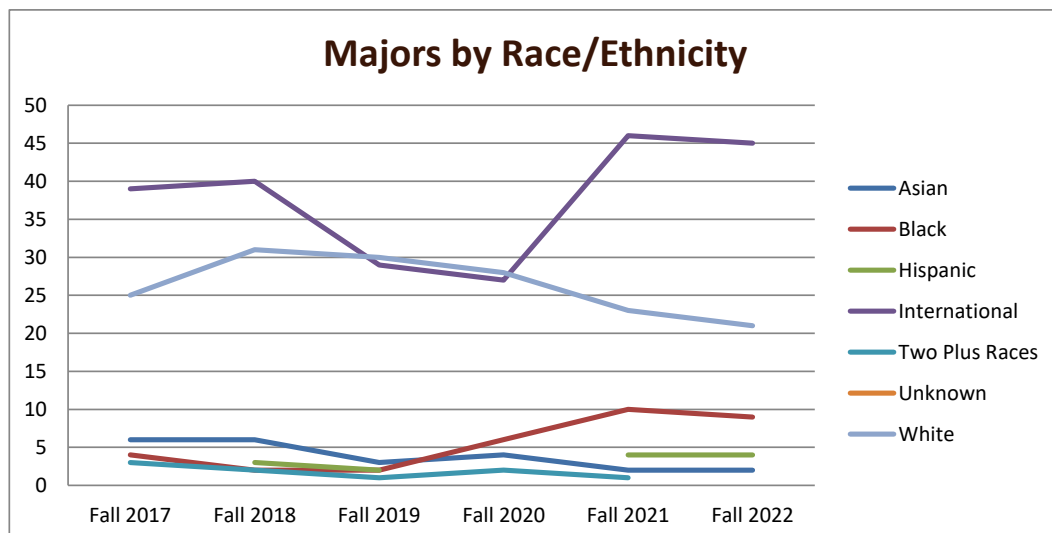
Using Fall Semester data (Fall 2017 to Fall 2022) for Term specific measures



Enrollment by Gender						
	Fall 2017	Fall 2018	Fall 2019	Fall 2020	Fall 2021	Fall 2022
Unknown						1
Female	12	11	9	11	18	15
Male	65	73	58	56	68	66
Grand Total	77	84	67	67	86	82



Enrollment by Race/Ethnicity						
	Fall 2017	Fall 2018	Fall 2019	Fall 2020	Fall 2021	Fall 2022
Asian	6	6	3	4	2	2
Black	4	2	2	6	10	9
Hispanic		3	2		4	4
International	39	40	29	27	46	45
Two Plus Races	3	2	1	2	1	
Unknown						1
White	25	31	30	28	23	21
Grand Total	77	84	67	67	86	82



SMSU Computer Science Program Data

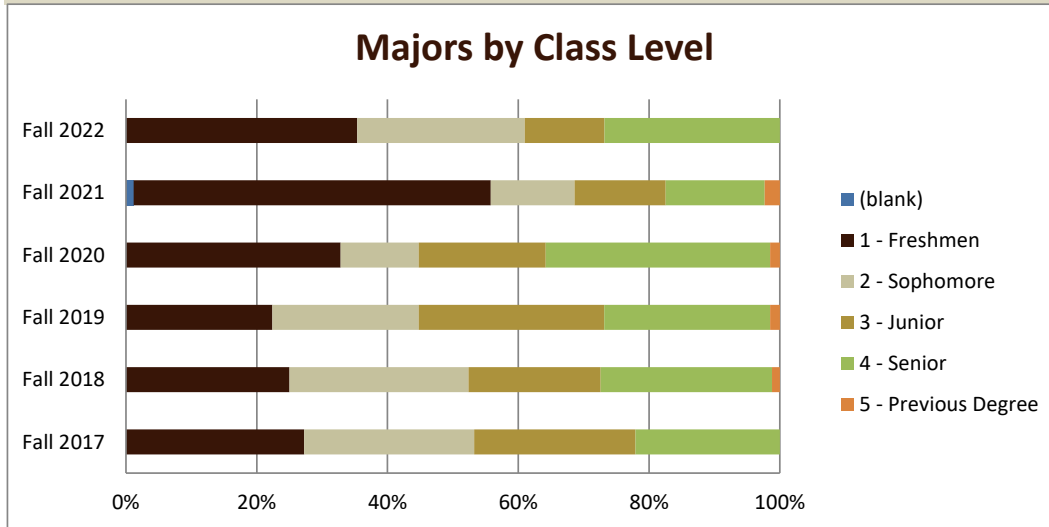
Majors Enrolled

Academic Years 2017-18 to 2022-23

Using Fall Semester data (Fall 2017 to Fall 2022) for Term specific measures



Enrollment by Class						
	Fall 2017	Fall 2018	Fall 2019	Fall 2020	Fall 2021	Fall 2022
(blank)					1	
1 - Freshmen	21	21	15	22	47	29
2 - Sophomore	20	23	15	8	11	21
3 - Junior	19	17	19	13	12	10
4 - Senior	17	22	17	23	13	22
5 - Previous Degree		1	1	1	2	
Grand Total	77	84	67	67	86	82



SMSU Computer Science Program Data

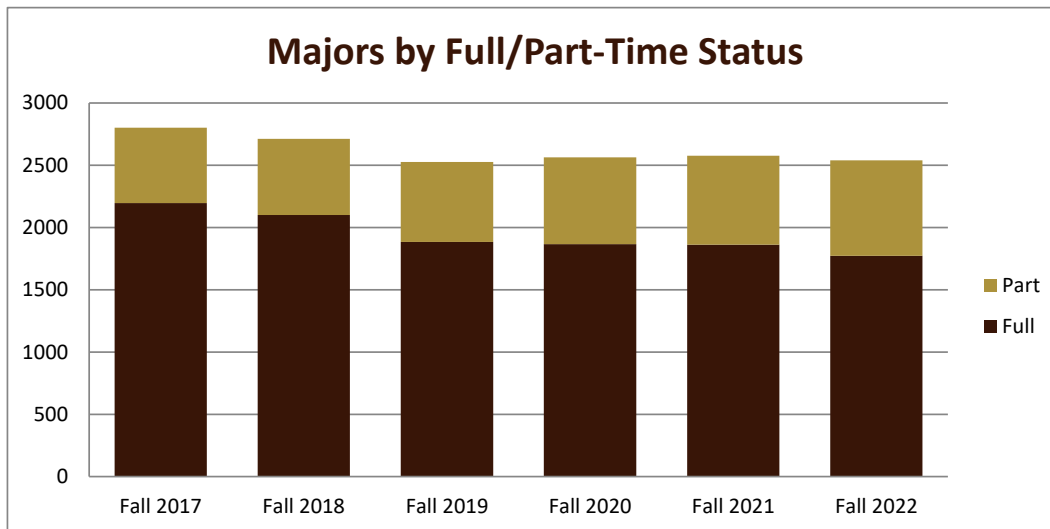
Majors Enrolled

Academic Years 2017-18 to 2022-23

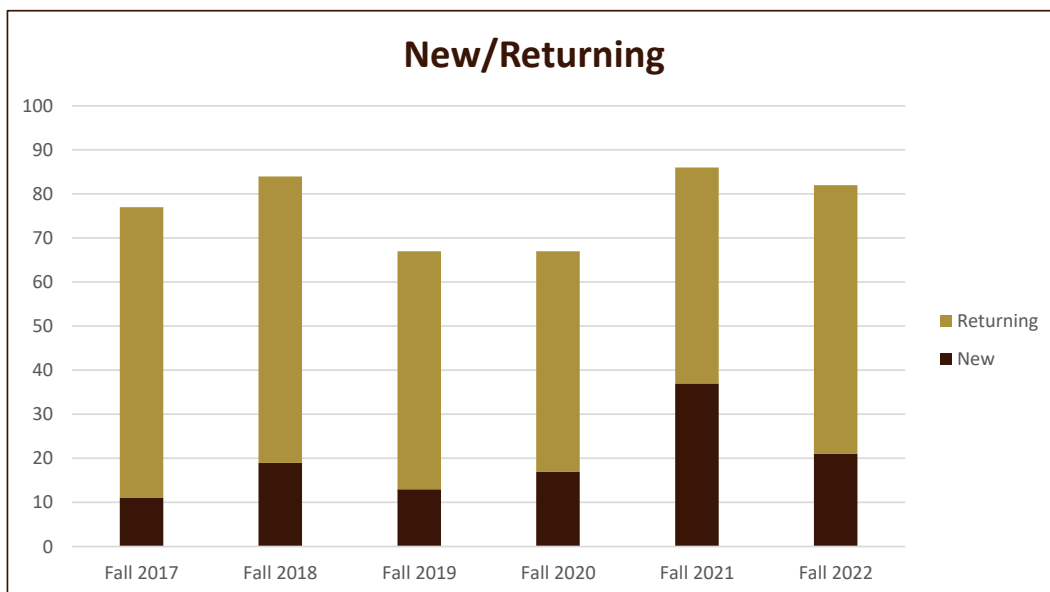
Using Fall Semester data (Fall 2017 to Fall 2022) for Term specific measures



Enrollment by FT/PT						
	Fall 2017	Fall 2018	Fall 2019	Fall 2020	Fall 2021	Fall 2022
Full	73	81	53	58	80	75
Part	4	3	14	9	6	7
Grand Total	77	84	67	67	86	82



New/Return Headcount						
	Fall 2017	Fall 2018	Fall 2019	Fall 2020	Fall 2021	Fall 2022
New	11	19	13	17	37	21
Returning	66	65	54	50	49	61
Grand Total	77	84	67	67	86	82



SMSU Computer Science Program Data

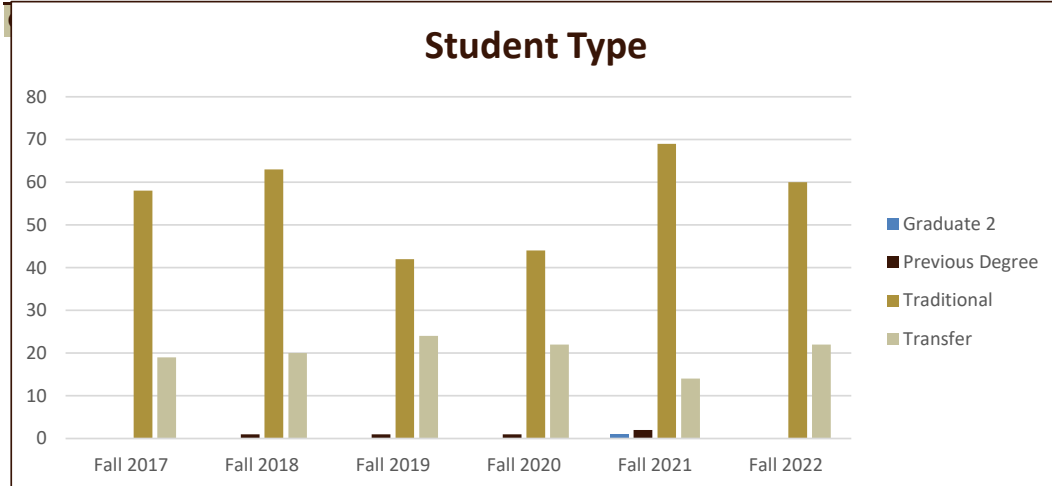
Majors Enrolled

Academic Years 2017-18 to 2022-23

Using Fall Semester data (Fall 2017 to Fall 2022) for Term specific measures



Student Type	Fall 2017	Fall 2018	Fall 2019	Fall 2020	Fall 2021	Fall 2022
Graduate 2					1	
Previous Degree		1	1	1	2	
Traditional	58	63	42	44	69	60
Transfer	19	20	24	22	14	22



	Fall 2017	Fall 2018	Fall 2019	Fall 2020	Fall 2021	Fall 2022
Program ACT Avg.	24.0	23.6	24.3	23.4	24.4	17.4
SMSU Avg.	21.1	20.7	21.3	20.3	20.7	19.8

	Fall 2017	Fall 2018	Fall 2019	Fall 2020	Fall 2021	Fall 2022
Program H.S. Rank Avg.	50.9	51.1	45.5	55.8	56.9	70.5
SMSU Avg.	56.1	54.4	56.7	57.2	60.8	62.3

	Fall 2017	Fall 2018	Fall 2019	Fall 2020	Fall 2021	Fall 2022
Program Avg. GPA	2.51	2.46	2.87	3.17	1.57	2.31
SMSU Avg.	2.68	2.93	3.01	3.02	3.15	3.4

	Fall 2017	Fall 2018	Fall 2019	Fall 2020	Fall 2021	Fall 2022
Program Avg. Credits	12.82	15.00	13.00	14.94	14.68	14.62
SMSU Avg.	14.85	15.15	14.93	15.13	14.49	15.1